



HEALTHIER, LONGER,
BETTER LIVES



AIA Connect / 友聯繫

Group insurance : new users login AIA Connect

Mobile app dedicated to AIA Customers. Register an Easy Login ID to login AIA Connect.

You can manage all your AIA accounts:

- ▶ **Individual policy**
- ▶ **Group Insurance (Employee Benefits)**
- ▶ **MPF/ORSO/Macau Pension**
- ▶ **AIA Vitality membership**

Scan to download (works for both iPhone & Android device)

<https://aiaproduct.appgreen.com/AIA-Connect.html>

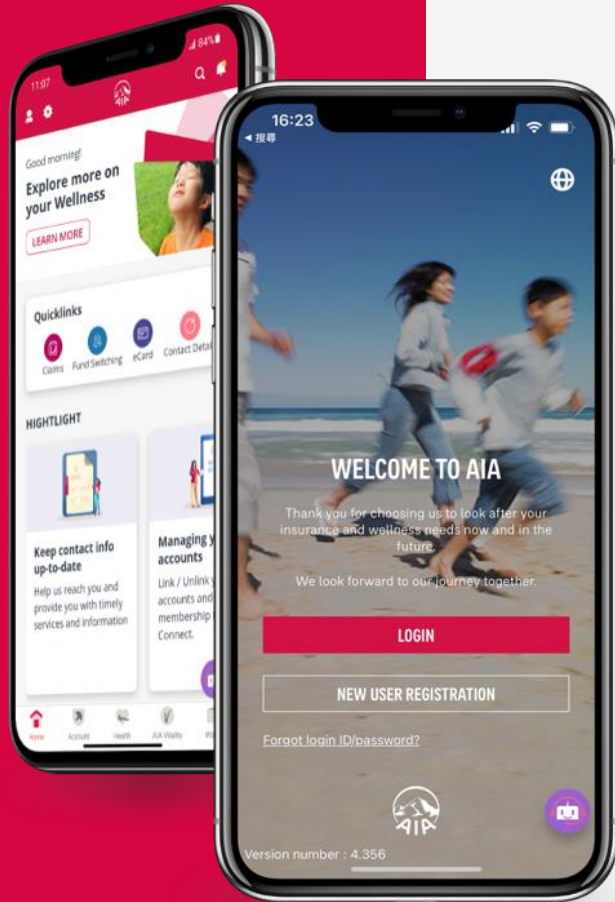


Update : 2022

Note: Regarding the details of life insurance, group insurance, MPF, ORSO, Macau Pension and/or AIA Vitality membership, please refer to the relevant policy provision/ scheme brochure/ offering document/ leaflet.



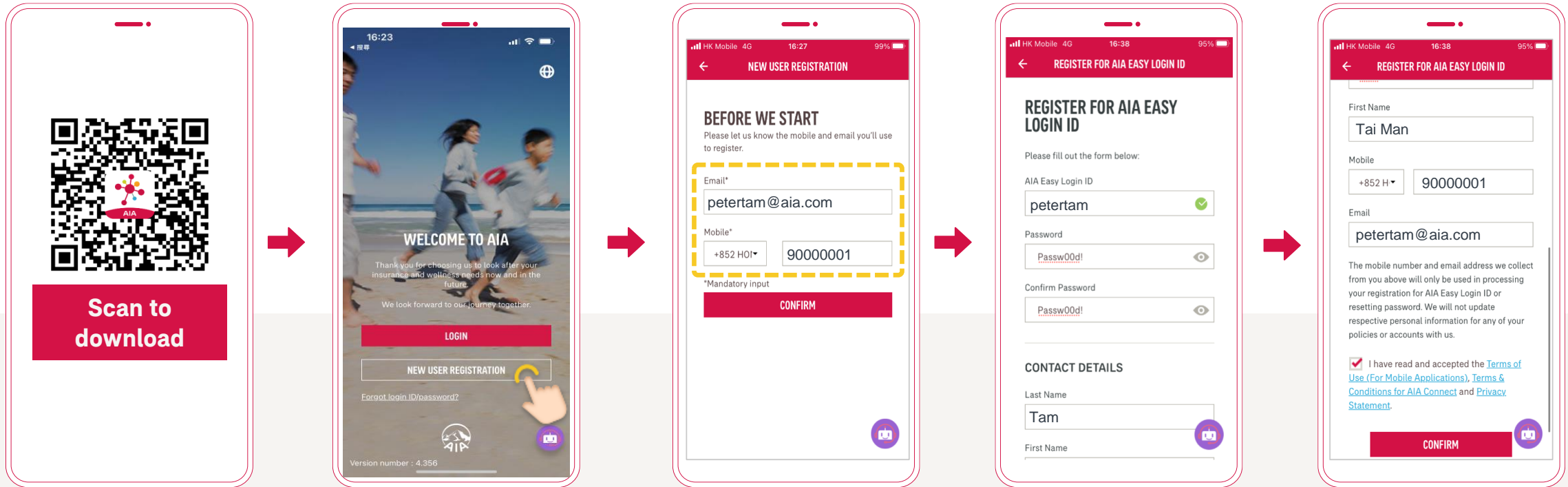
New group insurance user login process



1. Download the app
2. Register an Easy Login ID to login AIA Connect
3. Link group insurance to AIA Connect
4. Re-login and start to use the app



1. Download app and register Easy Login ID



01
Scan QR code to download "AIA Connect"

02
On Welcome screen, click 'New User Registration'

03
Fill out email & mobile[^] to ensure they can be used for the registration[^]

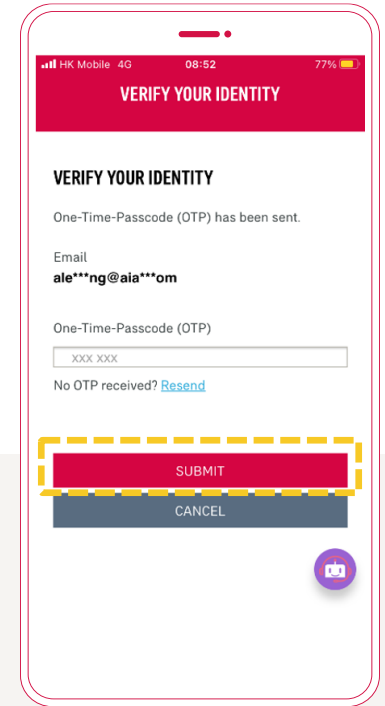
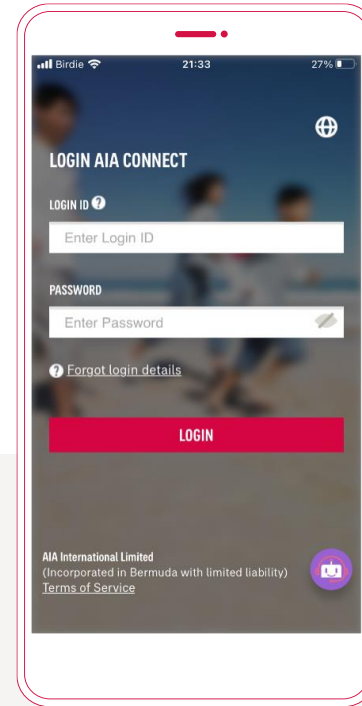
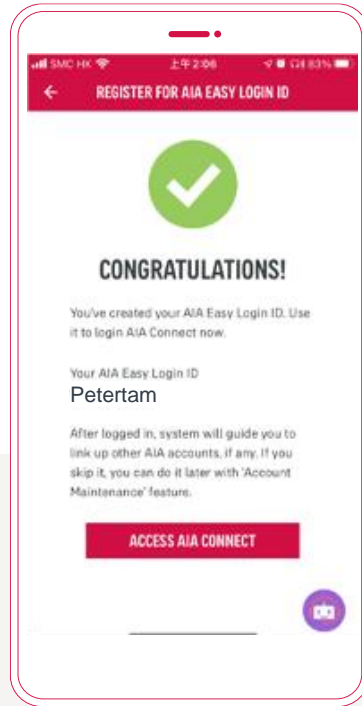
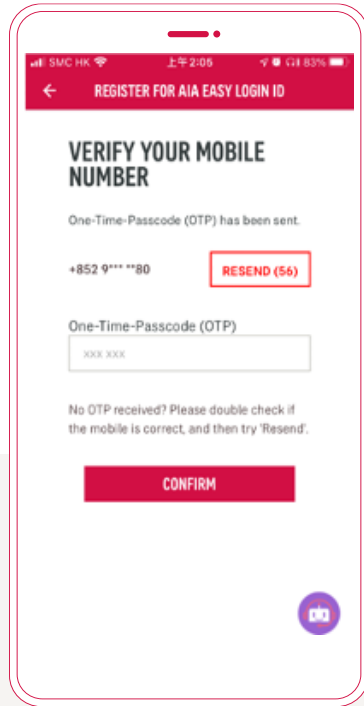
04
Complete the Easy Login ID registration form and then click 'Next'

[^] Mobile & Email: must not be registered with another Easy Login ID. Please refer to page 5 for details.

▶ Back to Overview



2. Login AIA Connect with MFA



05

One-Time-Passcode (OTP) will be sent to the mobile for verification. Once verified, the Easy Login ID is ready.

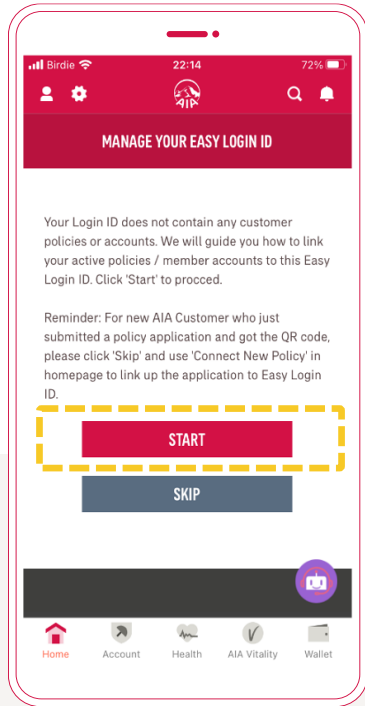
06

Login AIA Connect with password and OTP (Note: user enabled Biometrics login can use finger print / face to login)



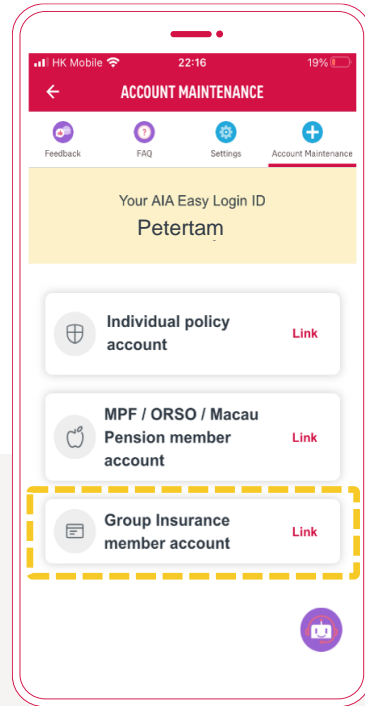
3. Link group insurance to AIA Connect (1)

▶ Back to Overview



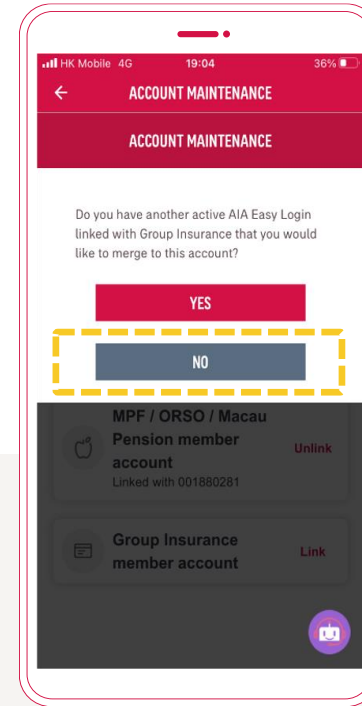
07

After logged in, the system will assist you to bind your policy / account to Easy Login ID. Choose 'Start' and then select 'Group insurance member account'*. (User can start policy / account binding process*)



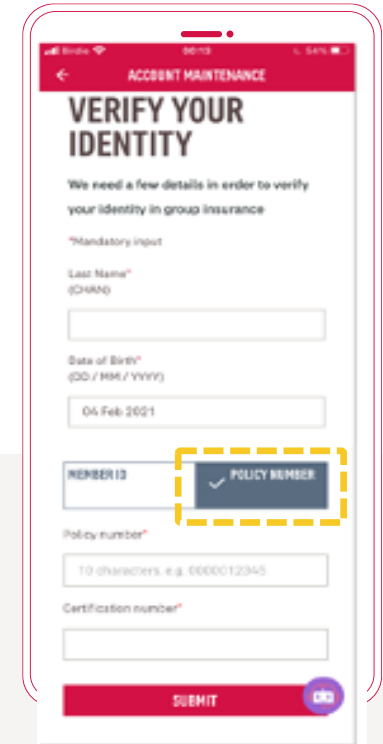
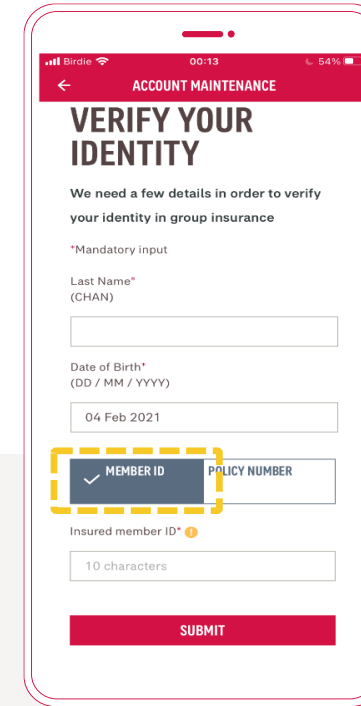
08

In the second screen, select 'No'



09

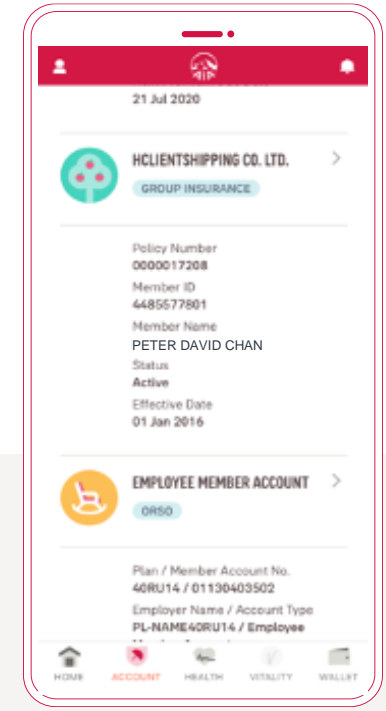
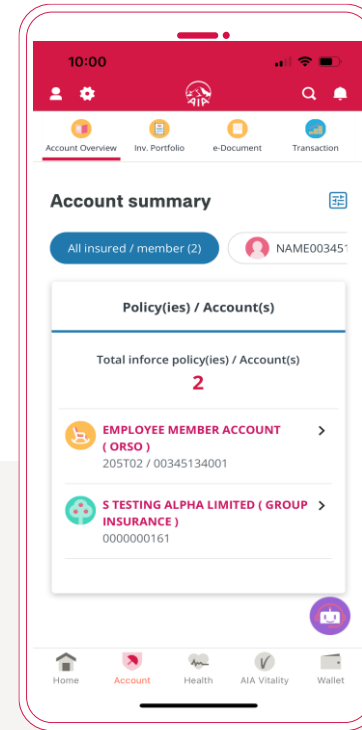
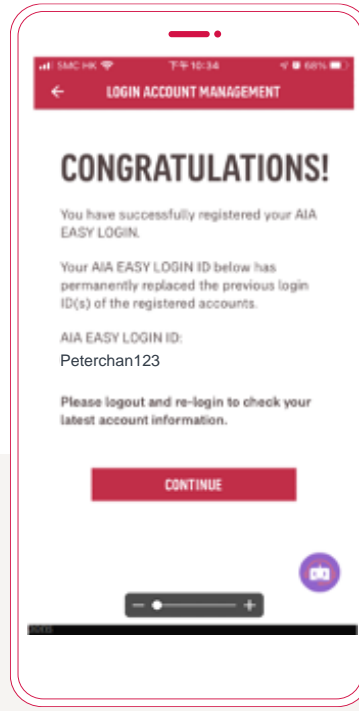
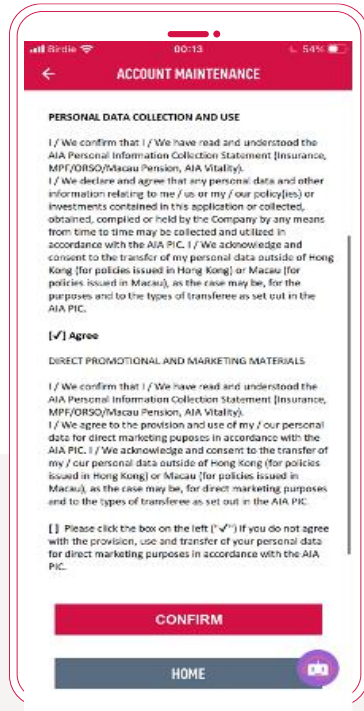
User needs to input personal information and member / policy information



*For further details, please refer to ['account maintenance' user guide](#).



4. Link group insurance to AIA Connect (2)



10

Once verified , please read and accept the terms and conditions, and click “Confirm”

11

When system completed the verification process, it will ask you to continue* or just re-login to access and use your employee benefits related services

12

When you login AIA Connect again, you can access the employee benefits under account details

*If your employee benefit has included AIA Vitality, you can activate your membership here and start to earn points and enjoy those exclusive offers for members.