

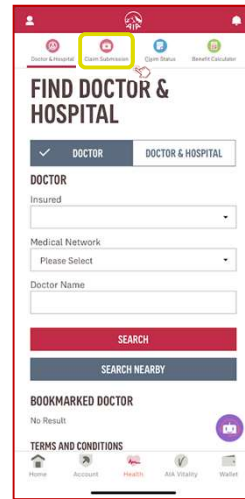
AIA CONNECT – Claim Submission



STEP 1

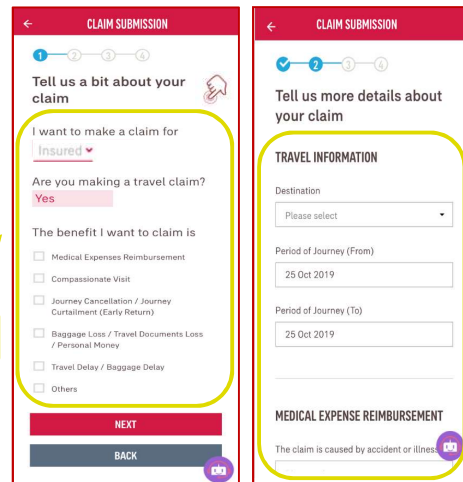
Login AIA Connect and choose

Claim Submission



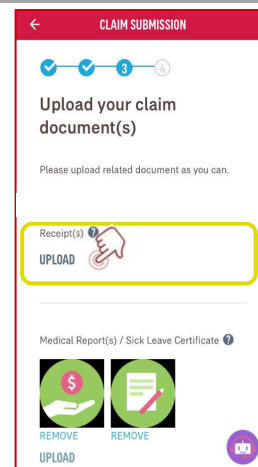
STEP 2

Input your claim details



STEP 3

Upload receipts and documents





STEP 4

Review your claim details, then **Submit**

CLAIM SUBMISSION

Please review before submitting

BASIC INFORMATION EDIT

Medical Expenses Reimbursement
Compassionate Visit
Journey Cancellation / Journey Curtailment (Early Return)
Baggage Loss / Travel Documents Loss / Personal Money

TRAVEL INFORMATION EDIT

Destination
Australia 澳洲

Period of Journey (From)
18 Sep 2019

CLAIM SUBMISSION

Medical Records/ Sick Leave Certificate

COLLAPSE

The use of eClaims at or under AIA Connect shall at all times be governed by the [Declaration and Authorization](#).

I/ We Confirm that I/ We have read, understood and accepted these terms and conditions.

Please click the "Submit" button for your confirmation of the above declaration.

SUBMIT

BACK



FINISH

Receive confirmation message

CLAIM SUBMISSION

ACKNOWLEDGEMENT

Reference No.:
B123456789/E

Your claim is received. Please contact your AIA Financial Planner or the AIA Customer Hotline on 22328888 for enquiry.

We will process this claim against all your life policies, so no need to submit multiple claims for the same incident

Was it Easy? Tell us.

★ ★ ★ ★ ★

I'M DONE

SUBMIT ANOTHER CLAIM