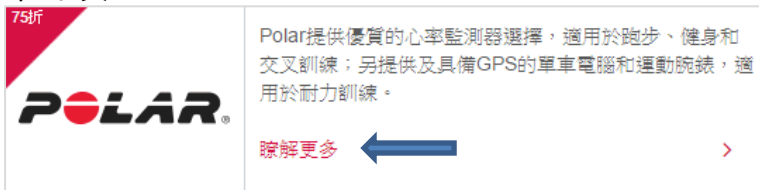


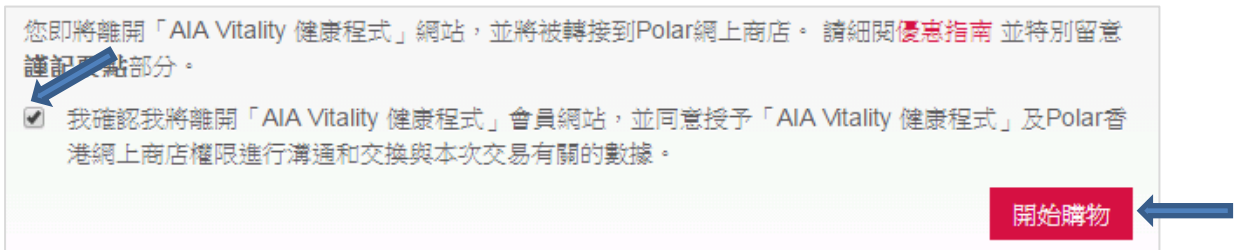
如何於 aiavitality.com.hk 購買運動裝置

How to purchase a fitness device on aiavitality.com.hk

- i. 前往 aiavitality.com.hk 登入版面，並以您的**客戶號碼**及**個人密碼**登入。客戶號碼會隨迎新電郵送出。若忘記密碼，可按「忘記個人密碼」並根據指示重設密碼，請準備好您的會員號碼（或保單號碼），身份證號碼及出生日期。
- ii. 登入後前往 提升您的健康 > 健身配置
- iii. 選擇 Fitbit / Garmin / Polar，然後按「瞭解更多」往下頁

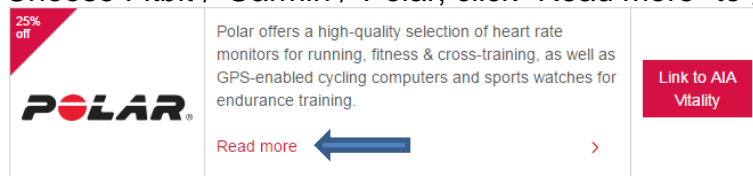


- iv. 前往「立即行動」，確認網上聲明及按「開始購物」

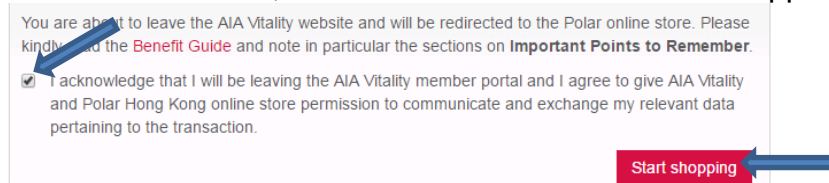


- v. 您會被導航至另一頁或彈出新視窗進行網上購物

- i. Go to login page of aiavitality.com.hk, then log in with your **Customer Number** and **PIN**. Customer Number is included in the Welcome Email. If you forget the PIN, you can reset it by clicking on “Forgot PIN”. Please have details of your Customer Number (or Policy Number), identification document number and date of birth ready.
- ii. Go to Improve Your Health > Fitness Devices
- iii. Choose Fitbit / Garmin / Polar, click “Read more” to go to next page



- iv. Go to “Get started”, check the box and click “Start shopping”



- v. You are redirected to a new page or open a pop-up page for online shopping